

Study on Parents' Division of Labor during COVID-19

Wave 2 Codebook

Start of Block: Screener

U_S_w2 Do you currently live in the United States?

- Yes (1)
- No (2)
-

reside_spouse_w2 Do you currently reside with a spouse or romantic partner?

Question only asked to respondents in new cohort

- Yes (1)
- No (2)
-

reside_child_w2 Are you a parent currently living with at least one biological child?

Question only asked to respondents in new cohort

- Yes (1)
- No (2)

End of Block: Screener

Start of Block: Changes to Household Composition

rel_status_w2 In April, you reported living with a spouse or romantic partner. What is your current relationship status with this person?

Question only asked to follow-up panelists

- Married (1)
- Cohabiting (2)
- Separated/Divorced (6)
- No longer in a romantic relationship (7)

Display This Question:

If In April, you reported living with a spouse or romantic partner. What is your current relationshi... = Separated/Divorced

Or In April, you reported living with a spouse or romantic partner. What is your current relationshi... = No longer in a romantic relationship

new_partner_w2 Are you currently living with, or married to, a new romantic partner?

Question only asked to follow-up panelists

- Yes (1)
- No (0)

new_child_w2 Since April, have you had a new child or adopted a child?

Question only asked to follow-up panelists

- Yes (1)
- No (0)

Skip To: extendfam If Since April, have you had a new child or adopted a child? = No

leave_newbaby_w2 Did you take time off work when your child was born/adopted (parental leave, paternity/maternity leave, etc.)?

Question only asked to follow-up panelists

- Yes (1)
- No (2)
- I was not working when my child was born/adopted (3)

Display This Question:

If Did you take time off work when your child was born/adopted (parental leave, paternity/maternity... = Yes

leavedur_newbaby_w2 How much time off work did you take?

Question only asked to follow-up panelists

- ▼ Less than one week (1) ... 6 months or more (8)

Display This Question:

If In April, you reported living with a spouse or romantic partner. What is your current relationshi... = Married

And In April, you reported living with a spouse or romantic partner. What is your current relationshi... = Cohabiting

And Are you currently living with, or married to, a new romantic partner? = Yes, married to a new romantic partner

And Are you currently living with, or married to, a new romantic partner? = Yes, living with a new romantic partner

leave_newbabyP_w2

Did your partner take time off work when your child was born/adopted (parental leave, paternity/maternity leave, etc.)?

Question only asked to follow-up panelists

- Yes (1)
- No (2)
- My partner was not working when my child was born/adopted (4)

Display This Question:

*If Did your partner take time off work when your child was born/adopted (parental leave, paternity/m...
= Yes*

leavedur_newbabyP_w2

How much time off work did your partner take?

Question only asked to follow-up panelists

▼ Less than one week (1) ... 6 months or more (8)

extend_w2 Do you have any extended family members (parent, aunt/uncle, etc.) living in your household?

Yes (1)

No (0)

state_w2 In what state do you reside?

▼ Alabama (1) ... Wyoming (50)

End of Block: Changes to Household Composition

Start of Block: Division of Household Tasks

Display This Question:
 This question was asked to all new cohort respondents.
 This question as only asked to follow-up respondents who reported being currently married or cohabiting

Currently, how do you divide the following tasks relative to your partner?

If neither you nor your partner does a particular task (or someone else primarily does the task), please select N/A.

	I do it all (1)	I do more of it (2)	We share it equally (3)	My partner does more of it (4)	My partner does it all (5)	N/A (6)
Preparing and cooking meals (cookW2)	<input type="radio"/>	<input type="radio"/>	<input type="radio"/>	<input type="radio"/>	<input type="radio"/>	<input type="radio"/>
Laundry: washing, folding, and ironing clothes (laundryW2)	<input type="radio"/>	<input type="radio"/>	<input type="radio"/>	<input type="radio"/>	<input type="radio"/>	<input type="radio"/>
Shopping for groceries and other household needs (shopW2)	<input type="radio"/>	<input type="radio"/>	<input type="radio"/>	<input type="radio"/>	<input type="radio"/>	<input type="radio"/>
Cleaning up after meals and washing dishes (dishesW2)	<input type="radio"/>	<input type="radio"/>	<input type="radio"/>	<input type="radio"/>	<input type="radio"/>	<input type="radio"/>
House cleaning (cleanW2)	<input type="radio"/>	<input type="radio"/>	<input type="radio"/>	<input type="radio"/>	<input type="radio"/>	<input type="radio"/>
Household management/organizing (e.g., planning, assigning tasks, keeping track of household needs, scheduling repairs, etc.) (HHmanageW2)	<input type="radio"/>	<input type="radio"/>	<input type="radio"/>	<input type="radio"/>	<input type="radio"/>	<input type="radio"/>

Page Break

The following questions will ask you to estimate time spent doing various tasks during the last week. For each task, please indicate the number of hours spent doing that activity; you may also report time in half hour (0.5) or quarter hour (.25/.75) increments. Please include the amount of time spent traveling to and from a task when estimating the amount of time spent on that task. It is also possible that tasks are performed together (e.g., preparing meals while also looking after your child). If this applies, please count that time for each task. If you have not done a task at all in the past week, please indicate 0 hours.

In the past week, how many hours did you spend on the following tasks?

	Number of hours
Preparing and cooking meals (cookT_w2)	
Laundry: washing, folding, and ironing clothes (laundryT_w2)	
Shopping for groceries and other household needs (shopT_w2)	
Cleaning up meals after dishwashing (dishesT_w2)	
House cleaning (cleanT_w2)	
Household management/organizing (e.g., planning, assigning tasks, keeping track of household needs, scheduling repairs, etc.) (HHmanageT_w2)	

Display This Question:

This question was asked to all new cohort respondents.

This question as only asked to follow-up respondents who reported being currently married or cohabiting

In the past week, how many hours did your partner spend on the following tasks?

	Number of hours
Preparing and cooking meals (cookTP_w2)	
Laundry: washing, folding, and ironing clothes (laundryTP_w2)	
Shopping for groceries and other household needs (shopTP_w2)	
Cleaning up meals after dishwashing (dishesTP_w2)	
House cleaning (cleanTP_w2)	
Household management/organizing (e.g., planning, assigning tasks, keeping track of household needs, scheduling repairs, etc.) (HHmanageTP_w2)	

End of Block: Division of Household Tasks

Start of Block: Outsource Help

restaurant_w2

In the past month, how often have you gone to a restaurant?

- Never (1)
 - Once (2)
 - 2-3 times (3)
 - Once a week (4)
 - More than once a week (5)
 - Daily (6)
-

takeout_w2

In the past month, how often have you ordered take out?

- Never (1)
 - Once (2)
 - 2-3 times (3)
 - Once a week (4)
 - More than once a week (5)
 - Daily (6)
-

maid_w2

In the past month, how often have you had a maid or housekeeper do any cleaning in your home?

- Never (1)
 - Once (2)
 - 2-3 times (3)
 - Once a week (4)
 - More than once a week (5)
 - Daily (6)
-

laundryout_w2

In the past month, how often have you sent your laundry out for washing or dry cleaning?

- Never (1)
 - Once (2)
 - 2-3 times (3)
 - Once a week (4)
 - More than once a week (5)
 - Daily (6)
-

grocerydeliver_w2

In the past month, how often have you used a personal shopping service (e.g., Shipt, Instacart, Clicklist) for groceries?

- Never (1)
- Once (2)
- 2-3 times (3)
- Once a week (4)
- More than once a week (5)
- Daily (6)

End of Block: Outsource Help

Start of Block: Children Info

numchild_w2

How many children under age 18 live in your household?

- 0 (0)
 - 1 (1)
 - 2 (2)
 - 3 (3)
 - 4 or more (4)
-

adultchild_w2

How many children aged 18 or older live in your household?

- 0 (0)
 - 1 (1)
 - 2 (2)
 - 3 (3)
 - 4 or more (4)
-

childu5_w2

How many children under age 5 live in your household?

- 0 (0)
 - 1 (1)
 - 2 (2)
 - 3 (3)
 - 4 or more (4)
-

ychage_w2

What is the age of your youngest child?

▼ 1 or younger (1) ... 22 or older (22)

leave_w2

Did you take time off of work when your youngest child was born (e.g., parental leave, maternity leave, etc.)?

Question only asked to respondents in the new cohort (responses for follow-up panelists are taken from the first wave they were surveyed)

- Yes (1)
- No (0)
- I was not working when my youngest child was born (4)

Display This Question:

If Did you take time off of work when your youngest child was born (e.g., parental leave, maternity... = Yes

leavefreq_w2

How much time off of work did you take?

Question only asked to respondents in the new cohort (responses for follow-up panelists are taken from the first wave they were surveyed)

- less than a week (1)
 - 1 week (2)
 - 2 weeks (3)
 - 3 weeks (4)
 - 1 month (5)
 - 2-3 months (6)
 - 4-5 months (7)
 - 6 months or more (8)
-

leaveP_w2

Did your partner take time off of work when your youngest child was born (e.g., parental leave, maternity leave, etc.)?

Question only asked to respondents in the new cohort (responses for follow-up panelists are taken from the first wave they were surveyed)

- Yes (1)
- No (0)
- My partner was not working when my youngest child was born (4)

Display This Question:

If Did your partner take time off of work when your youngest child was born (e.g., parental leave, m... = Yes

leavefreqP_w2

How much time off work did your partner take?

Question only asked to respondents in the new cohort (responses for follow-up panelists are taken from the first wave they were surveyed)

- less than a week (1)
 - 1 week (2)
 - 2 weeks (3)
 - 3 weeks (4)
 - 1 month (5)
 - 2-3 months (6)
 - 4-5 months (7)
 - 6 months or more (8)
-

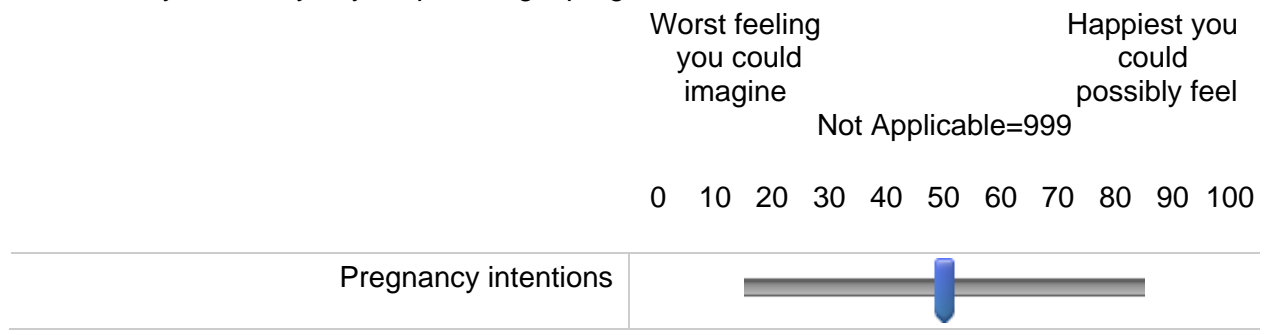
Display This Question:
If What is the age of your youngest child? = 5

elem5yr_w2
Is your youngest child currently in elementary school?

- Yes (1)
- No (0)

Display This Question:
This question was asked to all new cohort respondents.
This question as only asked to follow-up respondents who reported being currently married or cohabiting

preg_intent_w2
How would you feel if you/your partner got pregnant in the next month?



pregplan_w2

For the next question, we assume that you and your partner have identical plans for future pregnancies. If you know that you have different ideas, or you are not sure, please answer with your plans in mind:

What are your future pregnancy plans?

- We do not plan on getting pregnant at any time in the future (1)
- We would like to get pregnant in the next year (2)
- We would like to get pregnant in the next 2-5 years (but not in the next year) (3)
- We would like to get pregnant more than 5 years from now, but not before then (4)
- We are uncertain of if or when we would like to become pregnant (5)
- I am currently pregnant (6)
- My partner is currently pregnant (7)
- Not applicable (i.e., neither I nor my partner can get pregnant) (8)

End of Block: Children Info

Start of Block: Childcare: Younger

This block of questions only asked to respondents with a child aged 4 or younger or a child age 5 who is not in elementary school

For the following questions, please focus on your youngest child when answering.

Page Break

Display This Question:

This question was asked to all new cohort respondents.

This question as only asked to follow-up respondents who reported being currently married or cohabiting

Currently, how do you divide the following childcare tasks relative to your partner?

If you do not have a child for whom you do a particular task, please select N/A.

	I do it all (1)	I do more of it (2)	We share it equally (3)	My partner does more of it (4)	My partner does it all (5)	N/A (6)
Physical care of child (e.g., bathing, feeding, dressing, helping child use bathroom) (CYphysicalW2)	<input type="radio"/>	<input type="radio"/>	<input type="radio"/>	<input type="radio"/>	<input type="radio"/>	<input type="radio"/>
Taking to/listening to child (CYtalkW2)	<input type="radio"/>	<input type="radio"/>	<input type="radio"/>	<input type="radio"/>	<input type="radio"/>	<input type="radio"/>
Looking after child (CYlookW2)	<input type="radio"/>	<input type="radio"/>	<input type="radio"/>	<input type="radio"/>	<input type="radio"/>	<input type="radio"/>
Putting child to bed (CYbedW2)	<input type="radio"/>	<input type="radio"/>	<input type="radio"/>	<input type="radio"/>	<input type="radio"/>	<input type="radio"/>
Reading to child (CYreadW2)	<input type="radio"/>	<input type="radio"/>	<input type="radio"/>	<input type="radio"/>	<input type="radio"/>	<input type="radio"/>
Playing with child (CYplayW2)	<input type="radio"/>	<input type="radio"/>	<input type="radio"/>	<input type="radio"/>	<input type="radio"/>	<input type="radio"/>
Organizing/planning for child (e.g., scheduling doctor appointments, planning play dates, organizing activities) (CYorganizeW2)	<input type="radio"/>	<input type="radio"/>	<input type="radio"/>	<input type="radio"/>	<input type="radio"/>	<input type="radio"/>
Enforcing rules/punishing child (CYrulesW2)	<input type="radio"/>	<input type="radio"/>	<input type="radio"/>	<input type="radio"/>	<input type="radio"/>	<input type="radio"/>

Page Break

The following questions will ask you to estimate time spent doing various tasks during the last week. For each task, please indicate the number of hours spent doing that activity; you may also report time in half hour (0.5) or quarter hour (.25/.75) increments. Please include the amount of time spent traveling to and from a task when estimating the amount of time spent on that task. It is also possible that tasks are performed together (e.g., preparing meals while also looking after your child). If this applies, please count that time for each task. If you have not done a task at all in the past week, please indicate 0 hours.

CCYtime

In the past week, how many hours did you spend on the following tasks?

	Number of hours
Physical care of child (e.g., bathing, feeding, dressing, helping child use bathroom) (CYphysicalT_w2)	
Talking to/listening to child (CYtalkT_w2)	
Looking after child (CYlookT_w2)	
Putting child to bed (CYbedT_w2)	
Reading to child (CYreadT_w2)	
Playing with child (CYplayT_w2)	
Organizing/planning for child (e.g., scheduling doctor appointments, planning play dates, organizing activities) (CYorganizeT_w2)	
Enforcing rules/punishing child (CYrulesT_w2)	

Display This Question:

This question was asked to all new cohort respondents.

This question as only asked to follow-up respondents who reported being currently married or cohabiting

In the past week, how many hours did your partner spend on the following tasks?

	Number of hours
Physical care of child (e.g., bathing, feeding, dressing, helping child use bathroom) (CYphysicalTP_w2)	
Talking to/listening to child (CYtalkTP_w2)	
Looking after child (CYlookTP_w2)	
Putting child to bed (CYbedTP_w2)	
Reading to child (CYreadTP_w2)	
Playing with child (CYplayTP_w2)	
Organizing/planning for child (e.g., scheduling doctor appointments, planning play dates, organizing activities) (CYorganizeTP_w2)	
Enforcing rules/punishing child (CYrulesTP_w2)	

Page Break

childcare_w2

Does your youngest child currently spend time in childcare during the week (e.g., daycare, preschool, in-home nanny, grandparent or other relative, neighbor, friend)?


- Yes (1)
- No (0)

Skip To: noccare If Does your youngest child currently spend time in childcare during the week (e.g., daycare, presch... = No

cchours_w2

How many hours per week (on average) does your child spent in childcare?

0 10 20 30 40 50 60 70 80 90 100



ccform_w2

What is the primary form of childcare that you use?

- center-based daycare/preschool (1)
- home-based daycare/preschool (2)
- in-home nanny or au pair (3)
- grandparent/other relative, neighbor, or friend (4)
- employer-based daycare (5)
- other (6)

Display This Question:

If Does your youngest child currently spend time in childcare during the week (e.g., daycare, preschool) = No

noccare_w2

What is the primary reason you are not currently using childcare/preschool?

- Childcare/preschool is closed (1)
- Concerned for my child's safety/health (2)
- Cannot find childcare that we like (3)
- Cannot afford childcare (4)
- Parent(s) currently at home/prefer to care for child ourselves (5)
- Other: (6) _____

End of Block: Childcare: Younger

Start of Block: Childcare: Older

This block of questions only asked to respondents with a child aged 6-17 or a child aged 5 who is in elementary school

For the following questions, please focus on your youngest child when answering.

Page Break _____

Display This Question:

This question was asked to all new cohort respondents.

This question as only asked to follow-up respondents who reported being currently married or cohabiting

How do you currently divide the following childcare tasks relative to your partner?

If you do not have a child for whom you do a particular task, please select N/A.

	I do it all (1)	I do more of it (2)	We shared it equally (3)	My partner does more of it (4)	My partner does it all (5)	N/A (6)
Talking to/listening to child (COtalkW2)	<input type="radio"/>	<input type="radio"/>	<input type="radio"/>	<input type="radio"/>	<input type="radio"/>	<input type="radio"/>
Monitoring child's whereabouts (COMonitorW2)	<input type="radio"/>	<input type="radio"/>	<input type="radio"/>	<input type="radio"/>	<input type="radio"/>	<input type="radio"/>
Attending child's events (COeventW2)	<input type="radio"/>	<input type="radio"/>	<input type="radio"/>	<input type="radio"/>	<input type="radio"/>	<input type="radio"/>
Reading with child (CObreadW2)	<input type="radio"/>	<input type="radio"/>	<input type="radio"/>	<input type="radio"/>	<input type="radio"/>	<input type="radio"/>
Playing with child (COplayW2)	<input type="radio"/>	<input type="radio"/>	<input type="radio"/>	<input type="radio"/>	<input type="radio"/>	<input type="radio"/>
Organizing/planning for child (e.g., scheduling doctor appointments, planning play dates, organizing activities) (COorganizeW2)	<input type="radio"/>	<input type="radio"/>	<input type="radio"/>	<input type="radio"/>	<input type="radio"/>	<input type="radio"/>
Enforcing rules/punishing child (CORulesW2)	<input type="radio"/>	<input type="radio"/>	<input type="radio"/>	<input type="radio"/>	<input type="radio"/>	<input type="radio"/>
Picking up/dropping off child (COpickupW2)	<input type="radio"/>	<input type="radio"/>	<input type="radio"/>	<input type="radio"/>	<input type="radio"/>	<input type="radio"/>
Helping child with homework (COhmworkW2)	<input type="radio"/>	<input type="radio"/>	<input type="radio"/>	<input type="radio"/>	<input type="radio"/>	<input type="radio"/>

Page Break

The following questions will ask you to estimate time spent doing various tasks during the last week. For each task, please indicate the number of hours spent doing that activity; you may also report time in half hour (0.5) or quarter hour (.25/.75) increments. Please include the amount of time spent traveling to and from a task when estimating the amount of time spent on that task. It is also possible that tasks are performed together (e.g., preparing meals while also looking after your child). If this applies, please count that time for each task. If you have not done a task at all in the past week, please indicate 0 hours.

In the past week, how many hours did you spend on the following tasks?

	Number of hours
Talking to/listening to child (COtalkT_w2)	
Monitoring child's whereabouts (COMonitorT_w2)	
Attending child's events (COeventT_w2)	
Reading with child (COreadT_w2)	
Playing with child (COplayT_w2)	
Organizing/planning for child (e.g., scheduling doctor appointments, planning play dates, organizing activities) (COorganizeT_w2)	
Enforcing rules/punishing child (CORulesT_w2)	
Picking up/dropping off child (COpickupT_w2)	

Helping child with homework
(COhmworkT_w2)



Display This Question:

This question was asked to all new cohort respondents.

This question as only asked to follow-up respondents who reported being currently married or cohabiting

In the past week, how many hours did your partner spend on the following tasks?

	Number of hours
Talking to/listening to child (COtalkTP_w2)	
Monitoring child's whereabouts (COmonitorTP_w2)	
Attending child's events (COeventTP_w2)	
Reading with child (COreadTP_w2)	
Playing with child (COplayTP_w2)	
Organizing/planning for child (e.g., scheduling doctor appointments, planning play dates, organizing activities) (COorganizeTP_w2)	
Enforcing rules/punishing child (CORulesTP_w2)	
Picking up/dropping off child (COpickupTP_w2)	

Helping child with homework
(COhnmworkTP_w2)

inschool_w2

Does your youngest child attend school during the 2020-2021 academic year?

- Yes (1)
- No (0)

Skip To: hmschool If Does your youngest child attend school during the 2020-2021 academic year? = No

schooltype_w2

In what format is your child currently attending school?

- In-person full-time (1)
- In-person part-time and virtual/e-learning part-time (2)
- Virtual/e-learning full-time (3)

why_schtype_w2

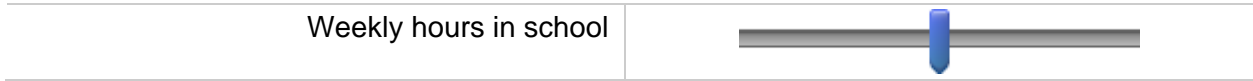
Which of the following best describes the reason for your child's school format?

- This was the only option offered by my child's school (1)
 - This was one of multiple options offered by my child's school (2)
-

inschtime_w2

How many hours per week does your child currently spent in school?

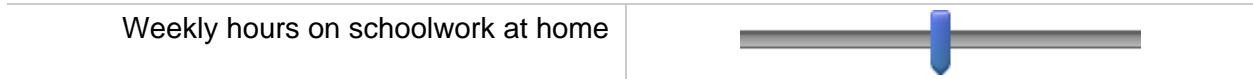
0 5 10 15 20 25 30 35 40 45 50 55 60 65 70 75



schhmttime_w2

How many hours per week does your child currently spend on schoolwork at home?

0 5 10 15 20 25 30 35 40 45 50 55 60 65 70 75



sch_worry_w2

On the whole, how much time do you spend thinking or worrying about issues related to your child's schooling (e.g., quality of schooling, health protocols, social environment ,etc.)?

- A great deal (1)
- Some (2)
- A little (3)
- None (4)

Display This Question:

This question was asked to all new cohort respondents.

This question as only asked to follow-up respondents who reported being currently married or cohabiting

For both new cohort and follow-up respondents, the question as only asked of those who met the following conditions:

If In what format is your child currently attending school? = In-person part-time and virtual/e-learning part-time

Or In what format is your child currently attending school? = Virtual/e-learning full-time

elearn_asst_w2

Who is primarily responsible for assisting and monitoring your child's e-learning?

- Mostly me (1)
- Mostly my partner (2)
- Both of us together (3)
- No one (4)
- Other (5)

Display This Question:

This question was asked to all new cohort respondents.

This question as only asked to follow-up respondents who reported being currently married or cohabiting

For both new cohort and follow-up respondents, the question as only asked of those who met the following conditions:


If In what format is your child currently attending school? = In-person part-time and virtual/e-learning part-time

Or In what format is your child currently attending school? = Virtual/e-learning full-time

hrs_elearn_w2

How many hours per week is spent assisting and monitoring your child's e-learning?

0 5 10 15 20 25 30 35 40 45 50 55 60 65 70 75

Weekly hours assisting e-learning	
-----------------------------------	--

createedu_w2

Are you creating (or finding) additional educational content for your child beyond what is provided by the school (e.g., sourcing online worksheets/videos, purchasing workbooks, etc.)?

- Yes (1)
- No (0)

Display This Question:

This question was asked to all new cohort respondents.

This question was only asked to follow-up respondents who reported being currently married or cohabiting

For both new cohort and follow-up respondents, the question was only asked of those who met the following conditions:

If Are you creating (or finding) additional educational content for your child beyond what is provided... = Yes

who_edu_w2

Who is primarily responsible for creating (or finding) this educational content?

- Mostly me (1)
- Mostly my partner (2)
- Both of us together (3)
- Other (5)

Display This Question:

If Does your youngest child attend school during the 2020-2021 academic year? = No

hmschool_w2 Are you homeschooling your child (not associated with a public or private school)?

- Yes (1)
- No (0)

Display This Question:

If Are you homeschooling your child (not associated with a public or private school)? = Yes

why_hmschool_w2

Why is your child being homeschooled?

- Child has always been homeschooled (1)
- The local school required in-person attendance and we were concerned for our child's health (2)
- We were concerned about the quality of education at the local school due to COVID-19 policies (3)
- Other (4)

End of Block: Childcare: Older

Start of Block: Employment Changes and Leave

lostjob_w2

New cohort respondents: Have you been laid off, furloughed, or lost a job since the beginning of the coronavirus outbreak in March?

Follow-up panelists: Have you been laid off, furloughed, or lost a job since the last survey in April 2020?

- Yes (1)
- No (0)

Skip To: leftjob If Have you been laid off, furloughed, or lost a job since the beginning of the coronavirus outbreak./since the last survey.. = No

unemp_w2

Are you currently laid off, furloughed, or unemployed?

- Yes (1)
- No (0)

unemp_date_w2

In what month were you laid off, furloughed, or let go from your job?

▼ April (1) ... October (7)

unemp_ben_w2

Do/did you receive unemployment benefits or other public assistance?

Yes (1)

No (0)

unemploy_w2

Are you currently receiving unemployment benefits or other public assistance?

Yes (1)

No (0)

Display This Question:

If Do/did you receive unemployment benefits or other public assistance? = Yes

Or Are you currently receiving unemployment benefits or other public assistance? = Yes

unemp_length_w2

For how many weeks did you receive unemployment benefits or other public assistance?

▼ 1 week (1) ... 12 or more weeks (12)

Page Break

leftjob_w2

New cohort respondents: Have you voluntarily left your job since the beginning of the coronavirus outbreak in March?

Follow-up panelists: Have you voluntarily left your job since the last survey in April 2020?

Yes (1)

No (0)

Display This Question:

If Have you voluntarily left your job since the beginning of the coronavirus outbreak in March/since the last survey? = Yes

leftjob_why_w2 Why did you voluntarily leave your job?

Childcare reasons (1)

Need to care for other family member (2)

Worried about risk of COVID-19 (3)

Other: (4) _____

hrsreduce_w2

New cohort respondents: Have you voluntarily reduced your work hours since the beginning of the coronavirus outbreak in March?

Follow-up panelists: Have you voluntarily reduced your work hours since the last survey in April 2020?

Yes (1)

No (0)

Display This Question:

If Have you voluntarily reduced your work hours since the beginning of the coronavirus outbreak in M/since the last survey... = Yes

hrsreduce_why_w2

Why did you voluntarily reduce your work hours?

- Childcare reasons (1)
- Need to care for other family member (2)
- Worried about risk of COVID-19 (3)
- Other: (4) _____

Page Break _____

In March, the federal government passed the Families First Coronavirus Response Act, which provided up to two weeks of paid sick leave for eligible workers who were unable to work due to COVID19 and 10 weeks of paid family and medical leave to care for a child due to school and daycare closures.

FFCAaware_w2

Were you aware of this policy?

Yes (1)

No (0)

FFCAuse_w2

Since the coronavirus outbreak, did you use this policy to take paid leave?

Yes (1)

No (0)

pdleave_w2

Since the coronavirus outbreak, have you used any other form of paid leave?

Yes (1)

No (0)

Display This Question:

If Since the coronavirus outbreak, have you used any other form of paid leave? = Yes

pdleave_source_w2

What was the source of this paid leave? (select all that apply)

- Employer paid leave policy (1)
- Vacation/sick time from employer (2)
- Federal or state government policy (other than Families First Coronavirus Act) (3)
- Other (4)

Display This Question:

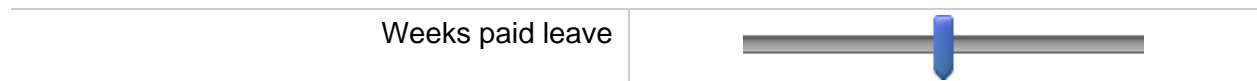
If Since the coronavirus outbreak, did you use this policy to take paid leave? = Yes

Or Since the coronavirus outbreak, have you used any other form of paid leave? = Yes

pdleave_length_w2

In total, how much paid leave have you taken since the coronavirus outbreak?

0 2 5 7 10 12 14 17 19 22 24



End of Block: Employment Changes and Leave

Start of Block: Paid Work

This block of questions is only asked of respondents who report that they are not currently laid off, furloughed, or unemployed.

employA_w2

Do you currently work for pay (i.e., regular or self-employment)?

- Yes (1)
- No (0)

Skip To: End of Block If Do you currently work for pay (i.e., regular or self-employment)? = No

occup_w2

Are you currently employed in any of these essential occupations?

- Healthcare worker (nurse, doctor, etc.) (1)
 - First responder (police, fire, etc.) (2)
 - Grocery store/food service worker (3)
 - Postal/delivery services (4)
 - Childcare/daycare/school teacher (5)
 - I am not employed in an essential occupation (6)
 - Other (7) _____
-

workhoursA_w2

How many hours per week do you currently work for pay (on average)?

0 10 20 30 40 50 60 70 80 90 100



flexA_w2

Do you currently have a flexible work schedule (i.e., some control over the days and times you work)?

- Yes (1)
 - No (0)
-

homeA_w2

Are you currently able to work from home?

- Yes (1)
- No (0)

Display This Question:

If Are you currently able to work from home? = Yes

homefreqA_w2

How often do you work from home?

- Never (1)
- Less than once a month (2)
- 1-3 times a month (3)
- Once a week (4)
- More than once a week (5)
- Work from home exclusively (6)

End of Block: Paid Work

Start of Block: Partners' Employment Changes and Leave

This block is asked to all new cohort respondents. For follow-up panelists, this block of questions is only asked of respondents who report being currently married or cohabiting.

lostjobP_w2

New cohort respondents: Has your partner been laid off, furloughed, or lost a job since the beginning of the coronavirus outbreak in March?

Follow-up panelists: Has your partner been laid off, furloughed, or lost a job since the last survey in April?

Yes (1)

No (0)

Skip To: leftjobP If Has your partner been laid off, furloughed, or lost a job since the beginning of the coronavirus.../last survey in April = No

unempP_w2

Is your partner currently laid off, furloughed, or unemployed?

Yes (1)

No (0)

unemp_dateP_w2

In what month was your partner laid off, furloughed, or let go from your job?

▼ April (1) ... October (7)

unemp_benP_w2

Do/did your partner receive unemployment benefits or other public assistance?

Yes (1)

No (0)

unemployP_w2

Is your partner currently receiving unemployment benefits or other public assistance?

Yes (1)

No (0)

Display This Question:

If Do/did your partner receive unemployment benefits or other public assistance? = Yes

Or Is your partner currently receiving unemployment benefits or other public assistance? = Yes

unemp_lengthP_w2

For how many weeks did your partner receive unemployment benefits or other public assistance?

▼ 1 week (1) ... 12 or more weeks (12)

Page Break

leftjobP_w2

New cohort respondents: Has your partner left their job voluntarily since the beginning of the coronavirus outbreak in March?

Follow-up panelists: Has your partner left their job voluntarily since the last survey in April?

Yes (1)

No (0)

Display This Question:

If Has your partner left their job voluntarily since the beginning of the coronavirus outbreak in Ma.../last survey in April = Yes

leftjobP_why_w2

Why did your partner voluntarily leave their job?

Childcare reasons (1)

Need to care for other family member (2)

Worried about risk of COVID-19 (3)

Other: (4) _____

hrsreduceP_w2

New cohort respondents: Has your partner reduced their hours voluntarily since the beginning of the coronavirus outbreak in March?

Follow-up panelists: Has your partner reduced their hours voluntarily since the last survey in April?

Yes (1)

No (0)

Display This Question:

If Has your partner reduced their hours voluntarily since the beginning of the coronavirus outbreak.../since the last survey = Yes

hrsreduceP_why_w2

Why did your partner voluntarily reduce their work hours?

- Childcare reasons (1)
- Need to care for other family member (2)
- Worried about risk of COVID-19 (3)
- Other: (4) _____

Page Break _____

In March, the federal government passed the Families First Coronavirus Response Act, which provided up to two weeks of paid sick leave for eligible workers who were unable to work due to COVID19 and 10 weeks of paid family and medical leave to care for a child due to school and daycare closures.

FFCAuseP_w2

Since the coronavirus outbreak, did your partner use this policy to take paid leave?

Yes (1)

No (0)

pdleaveP_w2

Since the coronavirus outbreak, has your partner used any other form of paid leave?

Yes (1)

No (0)

Display This Question:

If Since the coronavirus outbreak, has your partner used any other form of paid leave? = Yes

pdleave_sourceP_w2

What was the source of this paid leave? (select all that apply)

Employer paid leave policy (1)

Vacation/sick time from employer (2)

Federal or state government policy (other than Families First Coronavirus Act)
(3)

Other (4)

Display This Question:


If Since the coronavirus outbreak, did your partner use this policy to take paid leave? = Yes

Or Since the coronavirus outbreak, has your partner used any other form of paid leave? = Yes

pdleave_lengthP_w2

In total, how much paid leave has your partner taken since the coronavirus outbreak?

0 2 5 7 10 12 14 17 19 22 24

Weeks paid leave ()	
---------------------	--

End of Block: Partners' Employment Changes and Leave

Start of Block: Partners' Paid Work

This block of questions is only asked of respondents who report that their partner is not currently laid off, furloughed, or unemployed.

For follow-up panelists, this block of questions is also only asked of respondents who report being currently married or cohabiting.

employP_w2

Does your partner currently work for pay (i.e., regular or self-employment)?

Yes (1)

No (0)

Skip To: End of Block If Does your partner currently work for pay (i.e., regular or self-employment)? = No

occupP_w2


Is your partner currently employed in any of these essential occupations?

- Healthcare worker (nurse, doctor, etc.) (1)
 - First responder (police, fire, etc.) (2)
 - Grocery store/food service worker (3)
 - Postal/delivery services (4)
 - Childcare/daycare/school teacher (5)
 - My partner is not employed in an essential occupation (6)
 - Other (7) _____
-

workhoursP_w2

How many hours per week does your partner currently work for pay (on average)?

0 10 20 30 40 50 60 70 80 90 100



flexP_w2

Does your partner currently have a flexible work schedule (i.e., some control over the days and times they work)?

- Yes (1)
 - No (0)
-

homeP_w2

Is your partner currently able to work from home?

- Yes (1)
- No (0)

Display This Question:

If Is your partner currently able to work from home? = Yes

homefreqP_w2

How often does your partner work from home?

- Never (1)
- Less than once a month (2)
- 1-3 times a month (3)
- Once a week (4)
- More than once a week (5)
- Work from home exclusively (6)

End of Block: Partners' Paid Work

Start of Block: Relationships

For follow-up panelists, this block of questions was only asked of respondents who indicated being currently married or cohabiting.

satisfied

On a scale of 0 to 10, where 0 is not at all satisfied and 10 is completely satisfied, please indicate how satisfied you are with the following currently.

	0	1	2	3	4	5	6	7	8	9	10
Your relationship with your partner (1_w2)	<input type="radio"/>	<input type="radio"/>	<input type="radio"/>	<input type="radio"/>	<input type="radio"/>	<input type="radio"/>	<input type="radio"/>	<input type="radio"/>	<input type="radio"/>	<input type="radio"/>	<input type="radio"/>
How you and your partner divide household tasks (2_w2)	<input type="radio"/>	<input type="radio"/>	<input type="radio"/>	<input type="radio"/>	<input type="radio"/>	<input type="radio"/>	<input type="radio"/>	<input type="radio"/>	<input type="radio"/>	<input type="radio"/>	<input type="radio"/>
How you and your partner divide childcare tasks (3_w2)	<input type="radio"/>	<input type="radio"/>	<input type="radio"/>	<input type="radio"/>	<input type="radio"/>	<input type="radio"/>	<input type="radio"/>	<input type="radio"/>	<input type="radio"/>	<input type="radio"/>	<input type="radio"/>
How you and your partner manage money (4_w2)	<input type="radio"/>	<input type="radio"/>	<input type="radio"/>	<input type="radio"/>	<input type="radio"/>	<input type="radio"/>	<input type="radio"/>	<input type="radio"/>	<input type="radio"/>	<input type="radio"/>	<input type="radio"/>
The amount of time you and your partner spend together (5_w2)	<input type="radio"/>	<input type="radio"/>	<input type="radio"/>	<input type="radio"/>	<input type="radio"/>	<input type="radio"/>	<input type="radio"/>	<input type="radio"/>	<input type="radio"/>	<input type="radio"/>	<input type="radio"/>
Your sex life (6_w2)	<input type="radio"/>	<input type="radio"/>	<input type="radio"/>	<input type="radio"/>	<input type="radio"/>	<input type="radio"/>	<input type="radio"/>	<input type="radio"/>	<input type="radio"/>	<input type="radio"/>	<input type="radio"/>

fairness

How fairly do you think that you and your partner currently share the following responsibilities?

	Very unfair to me (1)	Somewhat unfair to me (2)	Fair to both of us (3)	Somewhat unfair to my partner (4)	Very unfair to my partner (5)
Household chores (choresF_w2)	<input type="radio"/>	<input type="radio"/>	<input type="radio"/>	<input type="radio"/>	<input type="radio"/>
Childcare (childcareF_w2)	<input type="radio"/>	<input type="radio"/>	<input type="radio"/>	<input type="radio"/>	<input type="radio"/>
Financial decisions (findecF_w2)	<input type="radio"/>	<input type="radio"/>	<input type="radio"/>	<input type="radio"/>	<input type="radio"/>
Financially supporting family (finsupF_w2)	<input type="radio"/>	<input type="radio"/>	<input type="radio"/>	<input type="radio"/>	<input type="radio"/>
Paid work time (pdwkF_w2)	<input type="radio"/>	<input type="radio"/>	<input type="radio"/>	<input type="radio"/>	<input type="radio"/>

physical_w2

When couples argue the disagreement sometimes becomes physical.

New cohort respondents: Since the beginning of the coronavirus outbreak in March, how often did disagreements with your partner become physical?

Follow-up panelists: Since the last survey in April, how often did disagreements with your partner become physical?

- Never (1)
- Rarely (2)
- Sometimes (3)
- Often (4)
- Always (5)

Page Break

Page Break

Please indicate your level of agreement with the following statements:

	Strongly agree (1)	Somewhat agree (2)	Neither agree nor disagree (3)	Somewhat disagree (4)	Strongly disagree (5)
I find it hard to tell my partner certain things because I am not sure how they will react (reactW2)	<input type="radio"/>	<input type="radio"/>	<input type="radio"/>	<input type="radio"/>	<input type="radio"/>
The Bible is God's word and everything happened or will happen exactly as it says (bibleW2)	<input type="radio"/>	<input type="radio"/>	<input type="radio"/>	<input type="radio"/>	<input type="radio"/>
Preschool children are likely to suffer if their mother is employed (chidsufferW2)	<input type="radio"/>	<input type="radio"/>	<input type="radio"/>	<input type="radio"/>	<input type="radio"/>
My partner listens to me when I need someone to talk to (listenP_w2)	<input type="radio"/>	<input type="radio"/>	<input type="radio"/>	<input type="radio"/>	<input type="radio"/>
It is OK for mothers to work full-time when their youngest child is under age 5 (momworkFT_w2)	<input type="radio"/>	<input type="radio"/>	<input type="radio"/>	<input type="radio"/>	<input type="radio"/>
I have thought that my marriage/relationship might be in trouble (martroubleW2)	<input type="radio"/>	<input type="radio"/>	<input type="radio"/>	<input type="radio"/>	<input type="radio"/>
If a husband and wife both work full-time, they should share household tasks equally (equaltasksW2)	<input type="radio"/>	<input type="radio"/>	<input type="radio"/>	<input type="radio"/>	<input type="radio"/>
The coronavirus outbreak is being blown out of proportion (overblownW2)	<input type="radio"/>	<input type="radio"/>	<input type="radio"/>	<input type="radio"/>	<input type="radio"/>

It is hard for me to talk with my partner
(hardtalkW2)

I have always felt pretty sure my life would work out the way I wanted it to
(lifeworkW2)

My partner and I discuss things together before making important decisions
(discussW2)

Women and men should share equally in the raising of their children
(equalccareW2)

I am afraid to go out in public due to the coronavirus
(afraidW2)

Parents should encourage just as much independence in their daughters as in their sons
(independenceW2)

When we are having a problem, my partner often gives me the silent treatment
(silenceW2)

Wearing a face mask is a sign of weakness
(maskweakW2)

I feel that I can tell my partner anything
(tellanythingW2)

It is much better for everyone if the man earns the main living and the woman takes care of the home and family (breadwinnerW2)

I worry that someone I know will contract the coronavirus (worryW2)

End of Block: Relationships

Start of Block: Health

covidtest_w2

New cohort respondents: Have you ever tested positive for the coronavirus?

Follow-up panelists: Since the last survey in April, have you tested positive for the coronavirus?

Yes (1)

No (0)

covidmay_w2

New cohort respondents: Do you think you might have had the coronavirus even though you were not tested?

Follow-up panelists: Since the last survey in April, do you think you might have had the coronavirus even though you were not tested?

Yes (1)

No (0)

covidHH_w2

New cohort respondents: Has anyone in your household tested positive for the coronavirus?

Follow-up panelists: Since the last survey in April, has anyone in your household tested positive for the coronavirus?

Yes (1)

No (0)

Display This Question:

If Has anyone in your household tested positive for the coronavirus? = Yes

covid_rel_w2

What is their relationship to you? (check all that apply)

Partner/Spouse (1)

Child under age 18 (2)

Child over age 18 (3)

Parent (4)

Grandparent (5)

Another adult in my household (6)

covidknow_w2

New cohort respondents: Do you know anyone personally (outside of your household) that has tested positive for the coronavirus?

Follow-up panelists: Since the last survey in April, do you know anyone personally (outside of your household) that has tested positive for the coronavirus?

Yes (1)

No (0)

This question was only asked to respondents in the new cohort (responses for follow-up panelists are taken from the first wave they were surveyed)

illness_w2

Does anyone in your household have a chronic illness?

Yes (1)

No (0)

Display This Question:

If Does anyone in your household have a chronic illness? = Yes

This question was only asked to respondents in the new cohort (responses for follow-up panelists are taken from the first wave they were surveyed)

illnessrel_w2

What is their relationship to you? (check all that apply)

- Self (1)
- Partner/Spouse (2)
- Child under age 18 (3)
- Child over age 18 (4)
- Parent (5)
- Grandparent (6)
- Another adult in my household (7)

Page Break

mental_w2

New cohort respondents: Since the beginning of the coronavirus outbreak in March, have you been diagnosed with a mental illness (such as depression, general anxiety disorder, etc.)?

Follow-up panelists: Since the last survey in April, have you been diagnosed with a mental illness (such as depression, general anxiety disorder, etc.)?

Yes (1)

No (0)

mental_P_w2

New cohort respondents: Since the beginning of the coronavirus outbreak, has your partner been diagnosed with a mental illness (such as depression, general anxiety disorder, etc.)?

Follow-up panelists: Since the last survey in April, has your partner been diagnosed with a mental illness (such as depression, general anxiety disorder, etc.)?

Yes (1)

No (0)

healthallB_w2

How would you rate your overall health?

Excellent (1)

Very good (2)

Good (3)

Fair (4)

Poor (5)

healthalB_P_w2

How would you rate your partner's overall health?

- Excellent (1)
- Very good (2)
- Good (3)
- Fair (4)
- Poor (5)

Page Break

PSS

The questions below ask about your feelings and thoughts during the **last month**. In each case, you will be asked to indicate how often you felt or thought a certain way.

	Never (1)	Almost Never (2)	Sometimes (3)	Fairly Often (4)	Very Often (5)
How often have you been upset because of something that happened unexpectedly? (1_w2)	<input type="radio"/>	<input type="radio"/>	<input type="radio"/>	<input type="radio"/>	<input type="radio"/>
How often have you felt that you were unable to control the important things in your life? (2_w2)	<input type="radio"/>	<input type="radio"/>	<input type="radio"/>	<input type="radio"/>	<input type="radio"/>
How often have you felt nervous and "stressed"? (3_w2)	<input type="radio"/>	<input type="radio"/>	<input type="radio"/>	<input type="radio"/>	<input type="radio"/>
How often have you felt confident about your ability to handle your personal problems? (4_w2)	<input type="radio"/>	<input type="radio"/>	<input type="radio"/>	<input type="radio"/>	<input type="radio"/>
How often have you felt that things were not going your way? (5_w2)	<input type="radio"/>	<input type="radio"/>	<input type="radio"/>	<input type="radio"/>	<input type="radio"/>
How often have you found that you could not cope with all the things you had to do? (6_w2)	<input type="radio"/>	<input type="radio"/>	<input type="radio"/>	<input type="radio"/>	<input type="radio"/>

How often
have you
been able to
control
irritations in
your life?
(7_w2)

How often
have you felt
that you were
on top of
things?
(8_w2)

How often
have you
been angered
because of
things that
were outside
of your
control?
(9_w2)

How often
have you felt
difficulties
were piling up
so high that
you could not
overcome
them?
(10_w2)

Page Break

control

Please indicate your level of agreement to the following statements.

	Strongly agree (1)	Somewhat agree (2)	Somewhat disagree (3)	Strongly disagree (4)
Sometimes I feel that I am being pushed around in life (_1_w2)	<input type="radio"/>	<input type="radio"/>	<input type="radio"/>	<input type="radio"/>
There is really no way I can solve the problems I have (_2_w2)	<input type="radio"/>	<input type="radio"/>	<input type="radio"/>	<input type="radio"/>
I take a positive attitude toward myself (_3_w2)	<input type="radio"/>	<input type="radio"/>	<input type="radio"/>	<input type="radio"/>
At times I think I am no good at all (_4_w2)	<input type="radio"/>	<input type="radio"/>	<input type="radio"/>	<input type="radio"/>
All in all, I am inclined to feel that I am a failure (_5_w2)	<input type="radio"/>	<input type="radio"/>	<input type="radio"/>	<input type="radio"/>
I can do just about anything I set my mind to (_6_w2)	<input type="radio"/>	<input type="radio"/>	<input type="radio"/>	<input type="radio"/>

Page Break

depress

Please indicate how often over the **past week** you have experienced the following:

	Rarely or none of the time (1)	Some or little of the time (2)	Moderately or much of the time (3)	Most or all of the time (4)
I was bothered by things that usually don't bother me (_1_w2)	<input type="radio"/>	<input type="radio"/>	<input type="radio"/>	<input type="radio"/>
I had trouble keeping my mind on what I was doing (_2_w2)	<input type="radio"/>	<input type="radio"/>	<input type="radio"/>	<input type="radio"/>
I felt depressed (_3_w2)	<input type="radio"/>	<input type="radio"/>	<input type="radio"/>	<input type="radio"/>
I felt that everything I did was an effort (_4_w2)	<input type="radio"/>	<input type="radio"/>	<input type="radio"/>	<input type="radio"/>
I felt hopeful about the future (_5_w2)	<input type="radio"/>	<input type="radio"/>	<input type="radio"/>	<input type="radio"/>
I felt fearful (_6_w2)	<input type="radio"/>	<input type="radio"/>	<input type="radio"/>	<input type="radio"/>
My sleep was restless (_7_w2)	<input type="radio"/>	<input type="radio"/>	<input type="radio"/>	<input type="radio"/>
I was happy (_8_w2)	<input type="radio"/>	<input type="radio"/>	<input type="radio"/>	<input type="radio"/>
I felt lonely (_9_w2)	<input type="radio"/>	<input type="radio"/>	<input type="radio"/>	<input type="radio"/>
I could not "get going" (_10_w2)	<input type="radio"/>	<input type="radio"/>	<input type="radio"/>	<input type="radio"/>

End of Block: Health

Start of Block: Demographics

HHincome_w2

What is your current total household income per month (on average) after taxes?

- Less than \$1,000 a month (less than \$250/week or \$12,000/year) (1)
 - \$1,000 - \$1,999 a month (up to \$499.75/week or \$23,988/year) (2)
 - \$2,000 - \$2,999 a month (up to \$749.75/week or \$35,988/year) (3)
 - \$3,000 - \$4,999 a month (up to \$1,249.75/week or \$59,988/year) (4)
 - \$5,000 - \$6,999 a month (up to \$1,749.75/week or \$83,988/year) (5)
 - \$7,000 - \$8,999 a month (up to \$2,249.75/week or \$107,988/year) (6)
 - \$9,000 a month or more (over \$2,250/week or \$108,000/year) (7)
 - Don't know (8)
-

income_w2

What is your current personal income per month (on average) after taxes?

- Less than \$1,000 a month (less than \$250/week or \$12,000/year) (1)
- \$1,000 - \$1,999 a month (up to \$499.75/week or \$23,988/year) (2)
- \$2,000 - \$2,999 a month (up to \$749.75/week or \$35,988/year) (3)
- \$3,000 - \$4,999 a month (up to \$1,249.75/week or \$59,988/year) (4)
- \$5,000 - \$6,999 a month (up to \$1,749.75/week or \$83,988/year) (5)
- \$7,000 - \$8,999 a month (up to \$2,249.75/week or \$107,988/year) (6)
- \$9,000 a month or more (over \$2,250/week or \$108,000/year) (7)
- Don't know (8)

incomeP_w2

What is your partner's current personal income per month (on average) after taxes?

- Less than \$1,000 a month (less than \$250/week or \$12,000/year) (1)
 - \$1,000 - \$1,999 a month (up to \$499.75/week or \$23,988/year) (2)
 - \$2,000 - \$2,999 a month (up to \$749.75/week or \$35,988/year) (3)
 - \$3,000 - \$4,999 a month (up to \$1,249.75/week or \$59,988/year) (4)
 - \$5,000 - \$6,999 a month (up to \$1,749.75/week or \$83,988/year) (5)
 - \$7,000 - \$8,999 a month (up to \$2,249.75/week or \$107,988/year) (6)
 - \$9,000 a month or more (over \$2,250/week or \$108,000/year) (7)
 - Don't know (8)
-

HHearnings_w2

What was your total household earnings in 2019?

- Less than \$12,000 (1)
 - \$12,000 - \$24,999 (2)
 - \$25,000 - \$34,999 (3)
 - \$35,000 - \$59,999 (4)
 - \$60,000 - \$84,999 (5)
 - \$85,000 - \$109,999 (6)
 - \$110,000 or more (7)
 - Don't know (8)
-

income2019_w2

What was your personal annual earnings in 2019?

- Less than \$12,000 (1)
 - \$12,000 - \$24,999 (2)
 - \$25,000 - \$34,999 (3)
 - \$35,000 - \$59,999 (4)
 - \$60,000 - \$84,999 (5)
 - \$85,000 - \$109,999 (6)
 - \$110,000 or more (7)
 - Don't know (8)
-

income2019P_w2

What was your partner's personal annual earnings in 2019?

- Less than \$12,000 (1)
- \$12,000 - \$24,999 (2)
- \$25,000 - \$34,999 (3)
- \$35,000 - \$59,999 (4)
- \$60,000 - \$84,999 (5)
- \$85,000 - \$109,999 (6)
- \$110,000 or more (7)
- Don't know (8)

This question was only asked to respondents in the new cohort (responses for follow-up panelists are taken from the first wave they were surveyed)

gender_w2

What is your gender?

- Male (0)
- Female (1)
- Other (2)
- Prefer not to answer (7)

This question was only asked to respondents in the new cohort (responses for follow-up panelists are taken from the first wave they were surveyed)

age_w2

What is your age (in years)?

▼ 18 (18) ... 100 or older (100)

This question was only asked to respondents in the new cohort (responses for follow-up panelists are taken from the first wave they were surveyed)

latinx_w2

Are you Hispanic or Latinx?

Yes (1)

No (0)

This question was only asked to respondents in the new cohort (responses for follow-up panelists are taken from the first wave they were surveyed)

race_w2

What is your race?

American Indian/Native American (1)

Asian (2)

Black (3)

White (4)

Multiracial (5)

Other (6)

This question was only asked to respondents in the new cohort (responses for follow-up panelists are taken from the first wave they were surveyed)

educ_w2

What is the highest level of education you have obtained?

In the longitudinal and Wave 2 data files, responses have been recoded to match the options provided in Wave 1 (as there were only 6 response options in W1).

- Less than high school (1)
- High school graduate (2)
- Some college (3)
- Associate's degree (4)
- Bachelor's degree (5)
- Master's degree (6)
- Professional degree (e.g., M.D. or J.D.) (7)
- Doctorate (8)

Page Break

This question was only asked to respondents in the new cohort (responses for follow-up panelists are taken from the first wave they were surveyed)

genderP_w2

What is your partner's gender?

- Male (0)
 - Female (1)
 - Other (2)
 - Prefer not to answer (7)
-

This question was only asked to respondents in the new cohort (responses for follow-up panelists are taken from the first wave they were surveyed)

age_P_w2

What is your partner's age (in years)?

▼ 18 (18) ... 100 or older (100)

This question was only asked to respondents in the new cohort (responses for follow-up panelists are taken from the first wave they were surveyed)

latinx_P_w2

Is your partner Hispanic or Latinx?

- Yes (1)
 - No (0)
-

This question was only asked to respondents in the new cohort (responses for follow-up panelists are taken from the first wave they were surveyed)

race_P_w2

What is your partner's race?

- American Indian/Native American (1)
 - Asian (2)
 - Black (3)
 - White (4)
 - Multiracial (5)
 - Other (6)
-

This question was only asked to respondents in the new cohort (responses for follow-up panelists are taken from the first wave they were surveyed)

educ_P_w2

What is the highest level of education your partner has obtained?

- Less than high school (1)
- High school graduate (2)
- Some college (3)
- Associate's degree (4)
- Bachelor's degree (5)
- Master's degree (6)
- Professional degree (e.g., M.D., J.D.) (7)
- Doctorate (8)

Page Break

This question was only asked to respondents in the new cohort (responses for follow-up panelists are taken from the first wave they were surveyed)

poli_w2 Generally speaking, how do you view your own political beliefs?

- Very conservative (1)
 - Conservative (2)
 - Somewhat conservative (3)
 - Moderate (4)
 - Somewhat liberal (5)
 - Liberal (6)
 - Very liberal (7)
-

This question was only asked to respondents in the new cohort (responses for follow-up panelists are taken from the first wave they were surveyed)

party_w2

What is your political party affiliation?

- Republican (1)
 - Democrat (2)
 - Independent (3)
 - Other (4)
-

This question was only asked to respondents in the new cohort (responses for follow-up panelists are taken from the first wave they were surveyed)

relig_w2

What is your religious affiliation?

- Protestant (1)
- Catholic (2)
- Jewish (3)
- Agnostic (4)
- None/Atheist (5)
- Other: (6) _____

Display This Question:

If What is your religious affiliation? = Protestant

Or What is your religious affiliation? = Catholic

Or What is your religious affiliation? = Other:

This question was only asked to respondents in the new cohort (responses for follow-up panelists are taken from the first wave they were surveyed)

evan_w2

Would you describe yourself as a born-again or evangelical Christian?

- Yes (1)
- No (0)

This question was only asked to respondents in the new cohort (responses for follow-up panelists are taken from the first wave they were surveyed)

married_w2

Are you and your partner married?

Yes (1)

No (0)

prevmar_w2

Were you previously married to someone else?

Yes (1)

No (0)

prevmarP_w2

Was your partner previously married to someone else?

Yes (1)

No (0)

prevchild_w2

Do you or your partner have children from another relationship who live with you?

Yes (1)

No (0)

End of Block: Demographics

Start of Block: New Partner Info: Asked only of follow-up respondents who indicated they had a new partner

This block of questions is only asked to follow-up respondents who report being married to, or cohabiting with, a different partner than they were at the previous wave (April 2020)

gender_newpart_w2

What is your partner's gender?

- Male (1)
 - Female (2)
 - Transgender male/transgender man (3)
 - Transgender female/transgender woman (4)
 - Gender queer/gender non-conforming (5)
 - Other (6) _____
 - Prefer not to answer (7)
-

age_newpart_w2

What is your partner's age (in years)?

▼ 18 (18) ... 100 or older (100)

latinx_newpart_w2

Is your partner Hispanic or Latinx?

- Yes (1)
 - No (0)
-

race_newpart_w2

What is your partner's race?

- American Indian/Native American (1)
 - Asian (2)
 - Black (3)
 - White (4)
 - Multiracial (5)
 - Other (6)
-

educ_newpart_w2

What is the highest level of education your partner has obtained?

- Less than high school (1)
 - High school graduate (2)
 - Some college (3)
 - Associate's degree (4)
 - Bachelor's degree (5)
 - Master's degree (6)
 - Professional degree (e.g., M.D. J.D.) (7)
 - Doctorate (8)
-

marst_num_newpart_w2

Was your partner previously married to someone else?

Yes (1)

No (2)

End of Block: New Partner Info
